



排料用光电传感器

Ejection Detection Sensor

困扰至今的小微尺寸产品的排料检测成为可能，优良的抗震性耐振性，可防止误动作。请务必使用该产品，为实现自动化助一臂之力。

Improved unit well-stands for vibration and no malfunction. And feasible to detect the products even smaller ones and delivers stable sensing signal that were difficult to perform with the other sensor here to fore in use.

可适用于误送料检测仪 PMC3 或 PMD2

We'll strongly advise the use of this unit for product ejection detection and automated system.

PMC-3



PMD2



直射式 Transmission Type

- ◆ 直射式拥有非常优秀的抗震性
Transmission type strongly stands for vibration.

- ◆ 最小可检测物为直径 $\phi 0.8\text{mm}$ (不透明球体)。
Detects parts as small as 0.0315 inches



LDS-100 II 型 (排料检测传感器)

LDS-100 II (EJECTION DETECTION SENSOR)

检测范围100mm

Detection range 100mm

传感器有效距离200mm

Effective sensing distance 200mm



LDS-200 II 型 (排料检测传感器)

LDS-200 II (EJECTION DETECTION SENSOR)

检测范围200mm

Detection range 200mm

传感器有效距离300mm

Effective sensing distance 300mm

反射式 Reflection Type

- ◆ 最小可检测物直径 $\phi 3\text{mm}$ (不透明球体)。
Detects parts as small as 0.125 inches

附有分辨率指示器，
检测状态一目了然。

Employing indicators for easy
identifying of detection condition at a glance.



LDR-110型 (排料检测传感器)

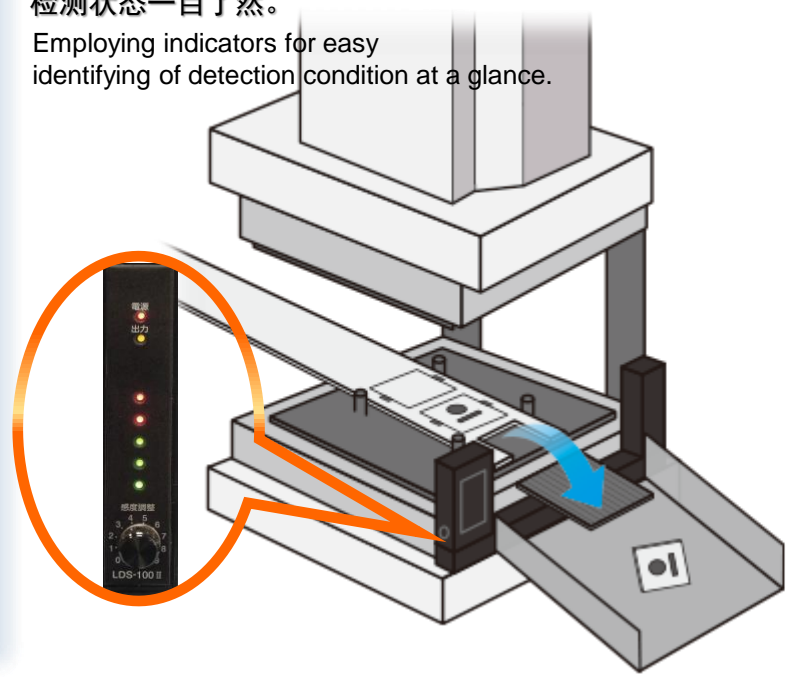
LDR-110 (EJECTION DETECTION SENSOR)

检测范围110mm

Detection range 110mm

传感器有效距离150mm~500mm

Effective sensing distance 150mm to 500mm



规格 Specifications

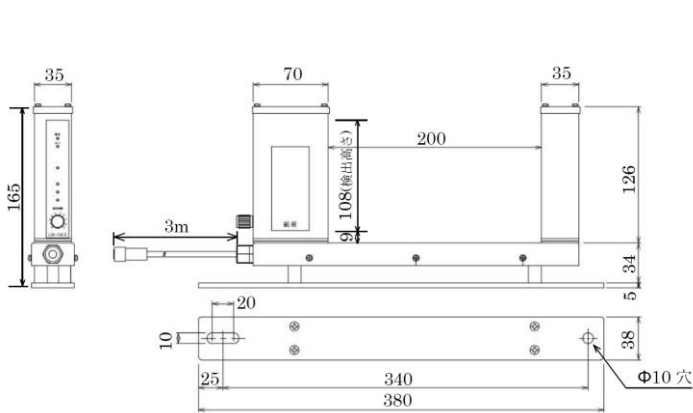
型号 Model	LDS-100II	LDS-200II	LDR-110
投光方式 Type	直射型 Transmission Type		反射型 Reflection Type
电源电压 Power Requirements	DC12V ±5%		
电 流 Current	260mA(Max)	460mA(Max)	260mA(Max)
发光波长 Light emitting wavelength	940nm		950nm
受光感应度波长 Light receiving wavelength	940nm		900nm
输 出 Output	NPN (集电极开路输出) Open collector		
响应时间 Output time	100ms		
检测范围 Detection range	100mm	200mm	110mm
有效距离 Effective sensing distance	200mm	300mm	150mm ~ 500mm
检测能力 Detecting capacity	感应度 9档位(Max)→0.8Φ, 0档位(Min)→22Φ ※1		感应度 6档位(Max)→3Φ, 1档位(Min)→20Φ ※2
使用温度 Operating temperature range	-10°C ~ 50°C		
电缆长度 Cable length	3m		2m

※1 在10cm高度落下钢球
Drop the sphere from a height of 10cm

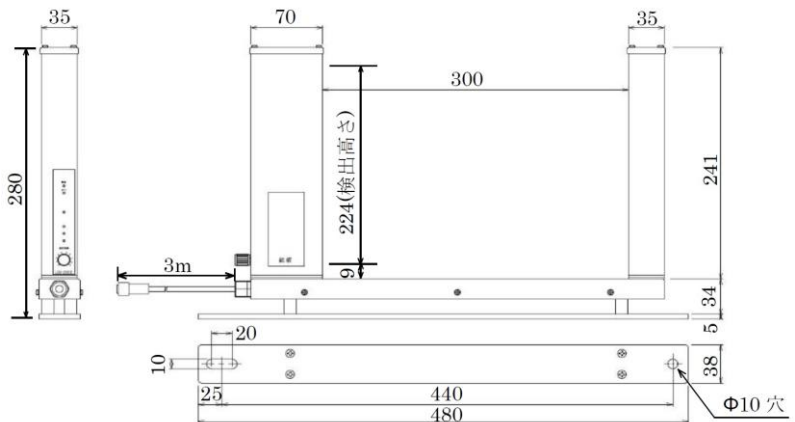
※2 在10cm高度落下钢球、距离500mm
Drop the sphere from a height of 10cm, distance 500mm

传感器外形尺寸图 Dimensions

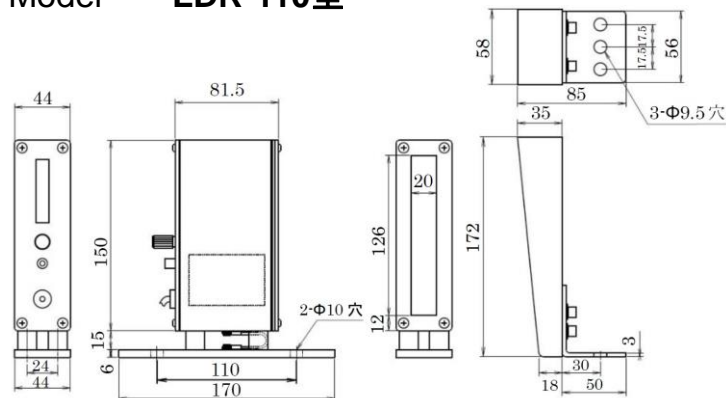
Model LDS-100 II 型



Model LDS-200 II 型



Model LDR-110型



快速插头 CONNECTOR

R05-P3M(多治見無線)



A : +12V(赤)
B : 出力(白)
C : GND(黒)